



# Academic Advising and Transfer Network Annual Conference

David Lassner, President  
UH System  
September 29, 2017

# Congratulations, Joanne Itano!



Be a hero. Be a teacher.

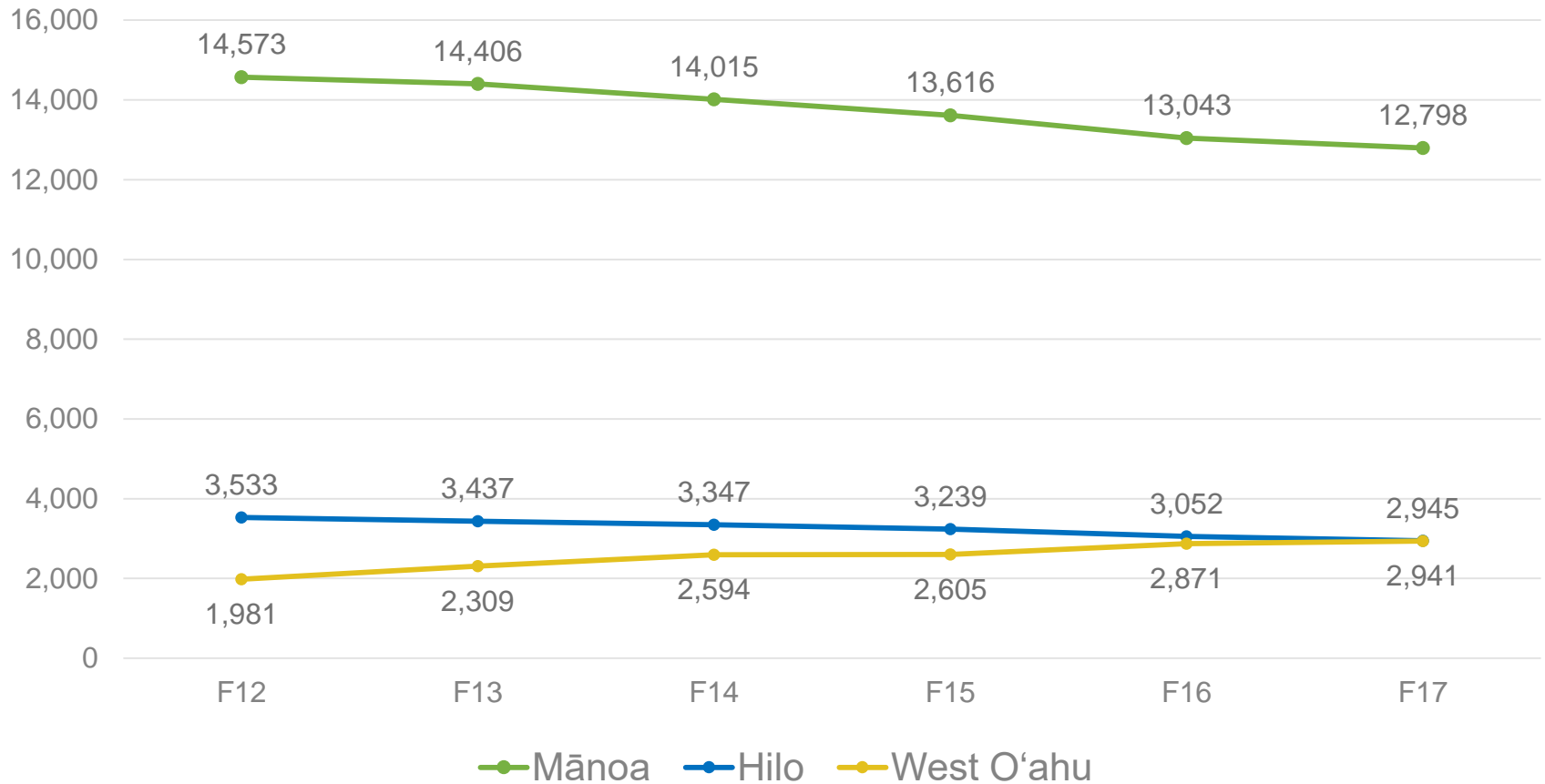


Niki Libarios, Ph.D.

Director of the Office of Student Academic Services  
UH Mānoa College of Education



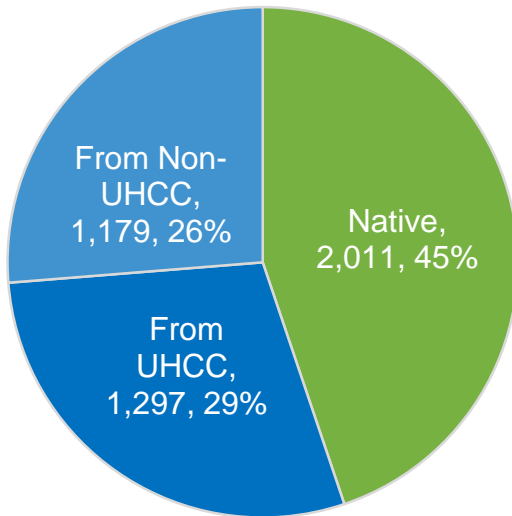
# UG enrollment is down at UHM and UHH, and growth is slowing at UHWO



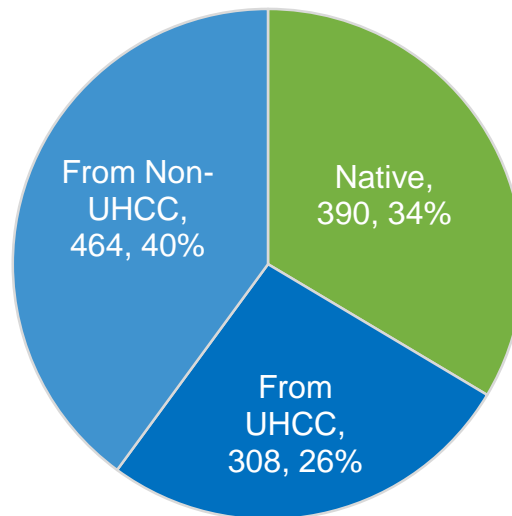
# Transfers are a large share of new entrants to UH 4-years

Students Starting at a UH 4-year<sup>1</sup> and Transfers<sup>2</sup>  
Fa16/Sp17

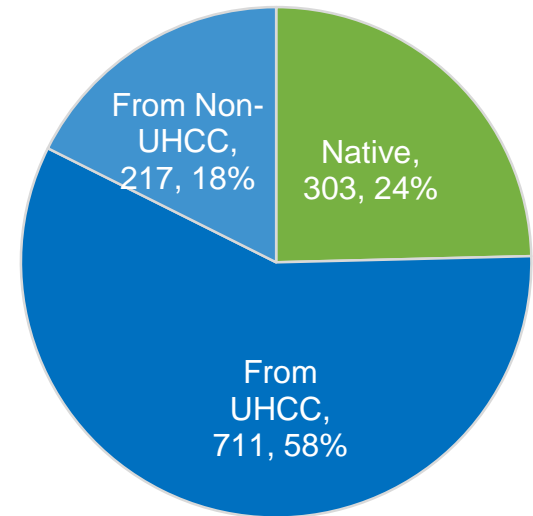
UH Mānoa



UH Hilo



UH West O'ahu



<sup>1</sup> Students entering as first time freshmen; excludes unclassified students.

<sup>2</sup> UHCC transfers are students who were home-based at a UHCC anytime prior to transferring. Transfers include classified and unclassified students.



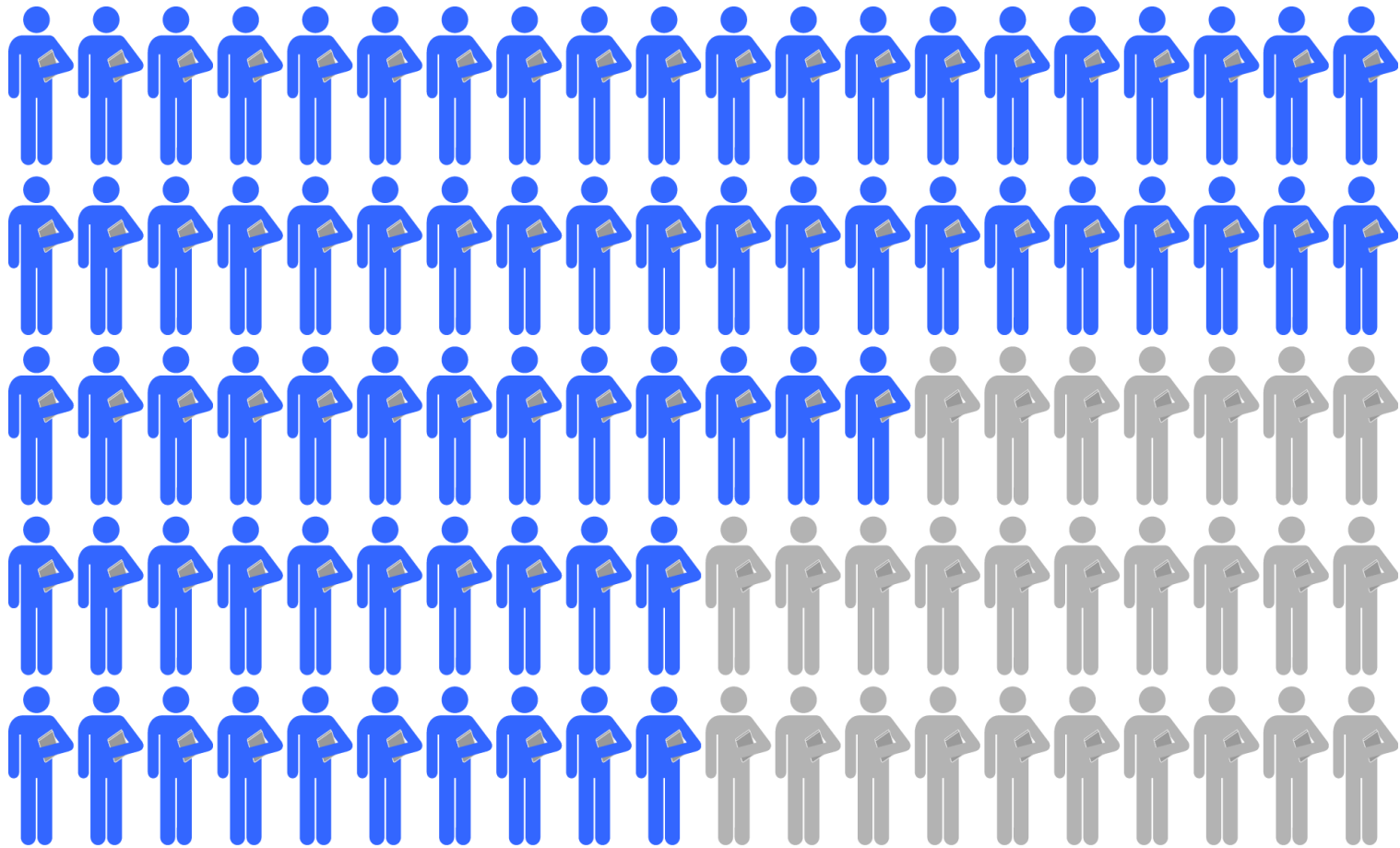
# Only two campuses met performance-based funding goals for transfer

MEASURES	UHM	UHH	WOA	HAW	HON	KAP	KAU	LEE	MAU	WIN
Total Degrees and Certificates Awarded	●	●	●	●	●	▼	●	●	●	●
Degrees and Certificates Awarded – to Native Hawaiians	●	●	●	●	●	▼	●	●	▼	●
Degrees and Certificates Awarded – in STEM Fields	●	●	NA	●	●	●	●	●	●	●
Degrees and Certificates Awarded – to Pell Recipients	●	▼	●	●	●	▼	●	●	●	●
Graduation and success rates (include transfer out from the community colleges)	▼	●	●	●	▼	●	▼	▼	▼	▼
Transfer out of UH 2-year institutions into UH 4-year institutions and transfer into UH 4-year institutions from the UH 2-year institutions.	●	●	●	●	●	●	●	●	●	●

● Met or Exceeded Goal  
 ▼ Met or Exceeded Baseline  
 ● Did Not Meet Baseline



# 73% of UHCC classified first-time freshmen intended to transfer to a 4-year institution

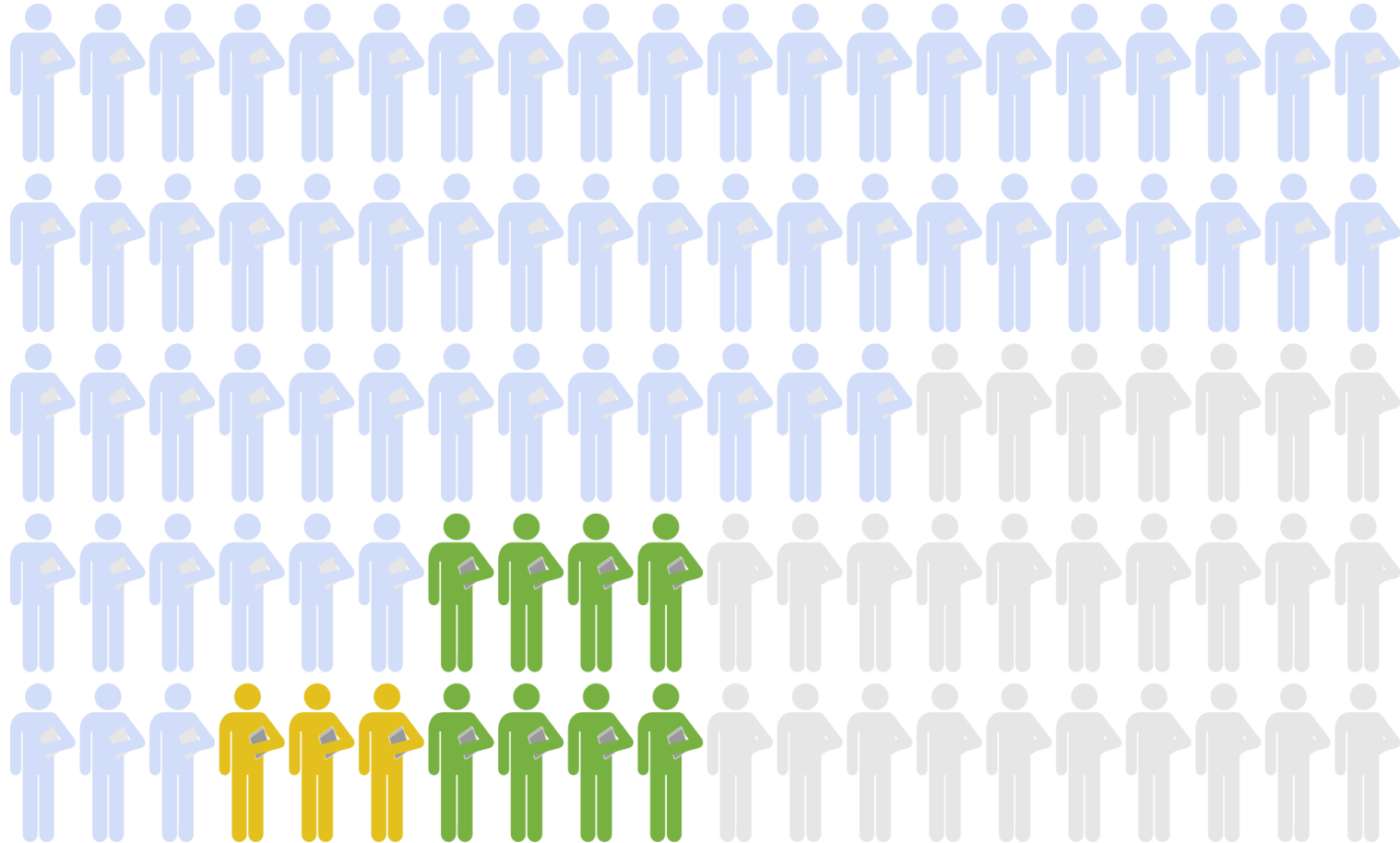


Average of Fall 2014 and Fall 2015



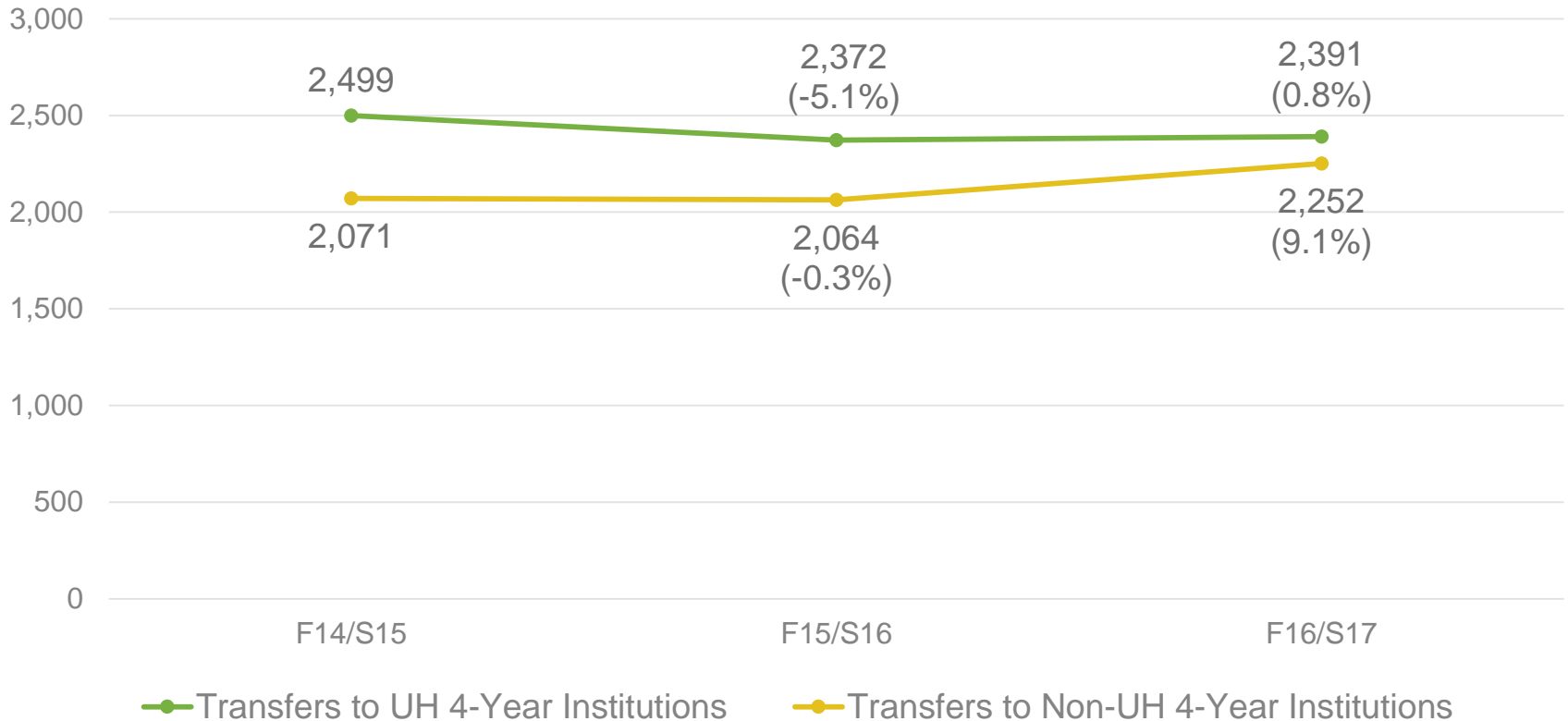


But, after 3 years, among the 2014 cohort, only 8% actually transferred to a UH 4-year....and 3% transferred to a non-UH 4-year



# UHCC transfers to UH 4-years are flat while transfer to other 4-years increased

UHCC Transfers – Undergraduates<sup>1</sup>



<sup>1</sup> Unduplicated counts. UHCC transfers are students who were home-based at a UHCC anytime prior to transferring. Transfers include unclassified and classified students.



# What are the top 10 non-UH institutions and majors for UHCC transfers?

**Top Non-UH Institutions for UHCC Transfers,  
AY 2014-15 to AY 2016-17**

Institution	State	Total
Hawai'i Pacific University	HI	489
Chaminade University of Honolulu	HI	466
University of Phoenix <sup>2</sup>	AZ	387
University of Nevada Las Vegas	NV	193
College of Southern Nevada <sup>2</sup>	NV	152
Arizona State University <sup>2</sup>	AZ	117
American Public University System <sup>2</sup>	WV	107
University Of Maryland - University College <sup>2</sup>	MD	92
Northern Arizona University <sup>2</sup>	AZ	71
Grand Canyon University-Traditional <sup>2</sup>	AZ	71

**Top Majors of UHCC Transfers Attending  
Non-UH Institutions,  
AY 2014-15 to AY 2016-17<sup>1</sup>**

Major	Total
Nursing/Registered Nurse	426
Business Administration and Management	343
General Studies	283
Psychology	224
Pre-Nursing Studies	177
Biology/Biological Sciences	155
Liberal Arts and Sciences/Liberal Studies	140
Business/Commerce	88
Liberal Arts and Sciences, General Studies and Humanities, Other	83
Accounting	62

<sup>1</sup> Based on available major data from the National Student Clearinghouse

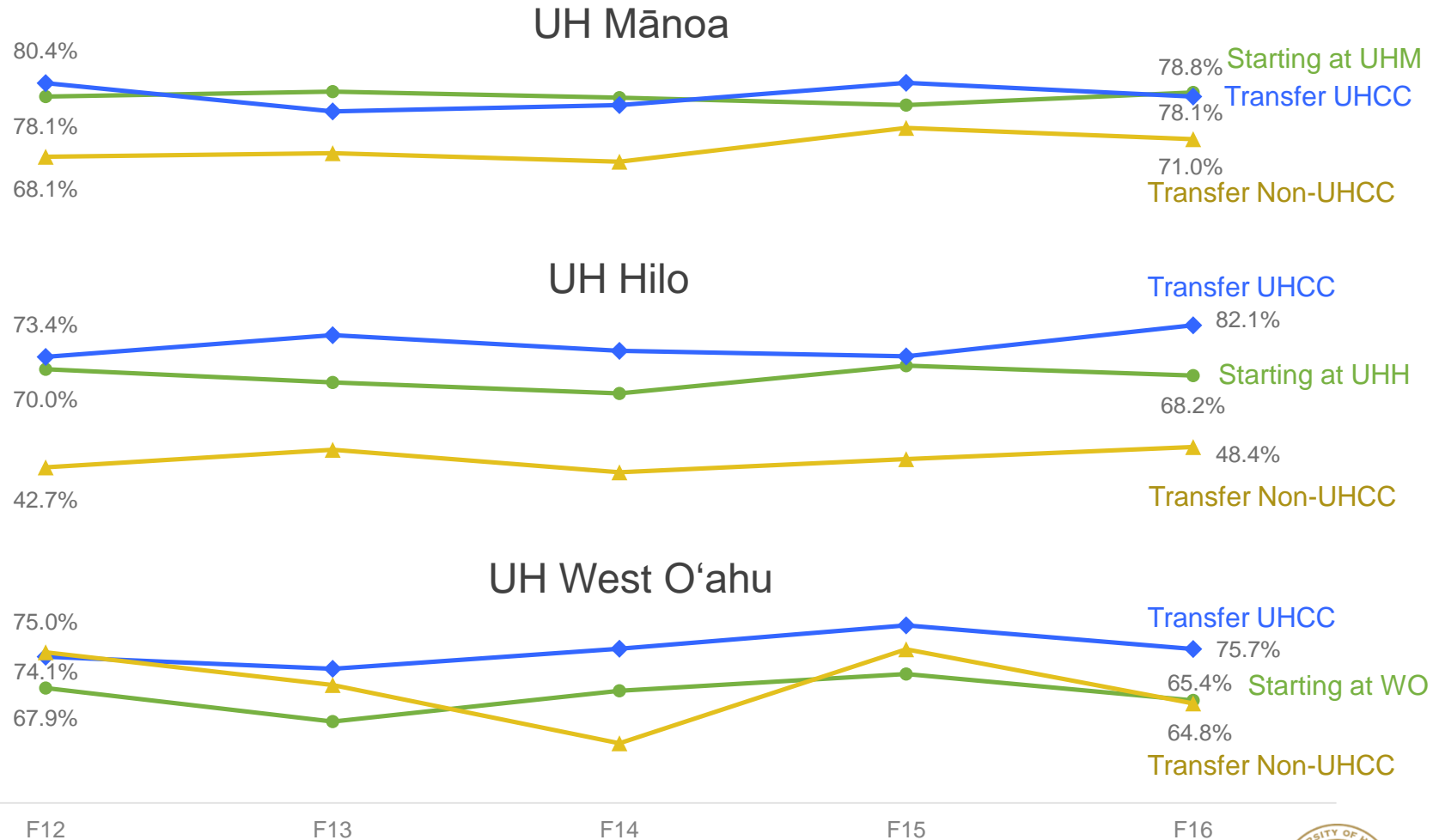
<sup>2</sup> Primarily online

Source: National Student Clearinghouse



# UHCC transfers<sup>1</sup> have high first year retention rates compared to students starting at a UH 4-year<sup>2</sup>

## First Year Fall-to-Fall Retention Rates



<sup>1</sup> UHCC transfers are students who were home-based at a UHCC anytime prior to transferring. For this slide, transfers exclude unclassified students.

<sup>2</sup> Students entering as first time freshmen, excludes unclassified students.



# UHCC transfer students have better graduation rates

## Graduation Rates, Fall 2010 Cohort – Full-Time Students<sup>1</sup>

		2YR	4YR	6YR
UH Mānoa	First-Time Freshmen		24.7%	58.2%
	UHCC Transfer	24.4%	63.8%	
	Non-UHCC Transfer	11.5%	49.7%	
UH Hilo	First-Time Freshmen		11.0%	34.9%
	UHCC Transfer	22.9%	51.4%	
	Non-UHCC Transfer	13.6%	37.6%	
UH West O‘ahu	First-Time Freshmen		0.0%	13.8%
	UHCC Transfer	27.1%	61.2%	
	Non-UHCC Transfer	39.4%	66.7%	


<sup>1</sup> Excludes unclassified students.




# UHCC transfers exceed 60 credits at entry

Average Credits at Transfer into 4-Years<sup>1</sup>

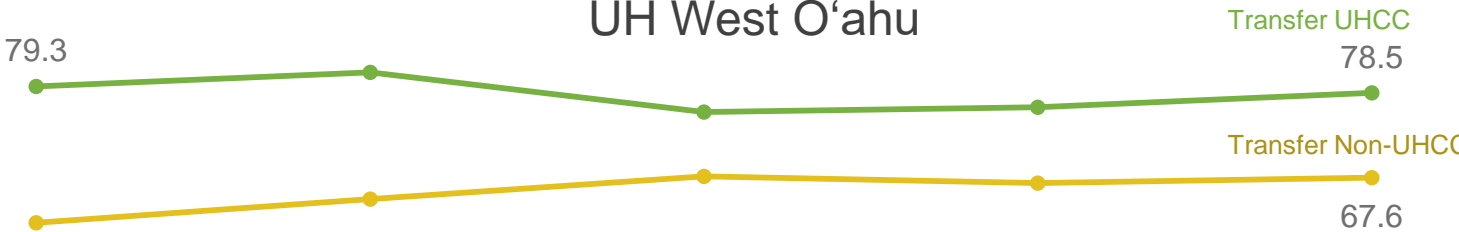
## UH Mānoa



## UH Hilo



## UH West O'ahu



F12/S13      F13/S14      F14/S15      F15/S16      F16/S17

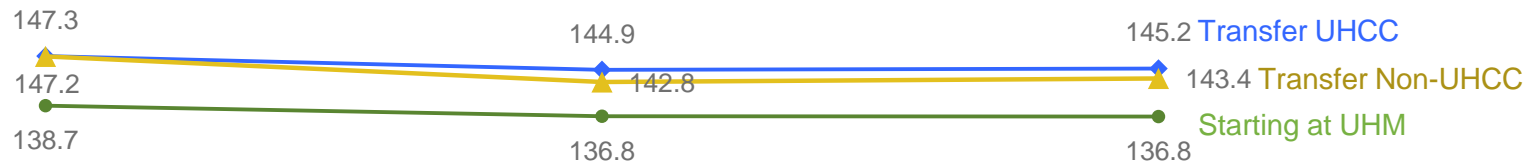
<sup>1</sup> Reflects only credits that transferred to 4-year campuses. Transfers include classified and unclassified students.




# Transfer students<sup>1</sup> graduate with 10-20 more credits than students starting at a UH 4-year<sup>2</sup>

Average Credit Hours<sup>3</sup> at Graduation


## UH Mānoa



## UH Hilo



## UH West O'ahu



FY15

FY16

FY17

<sup>1</sup> Excludes unclassified and second bachelor students.

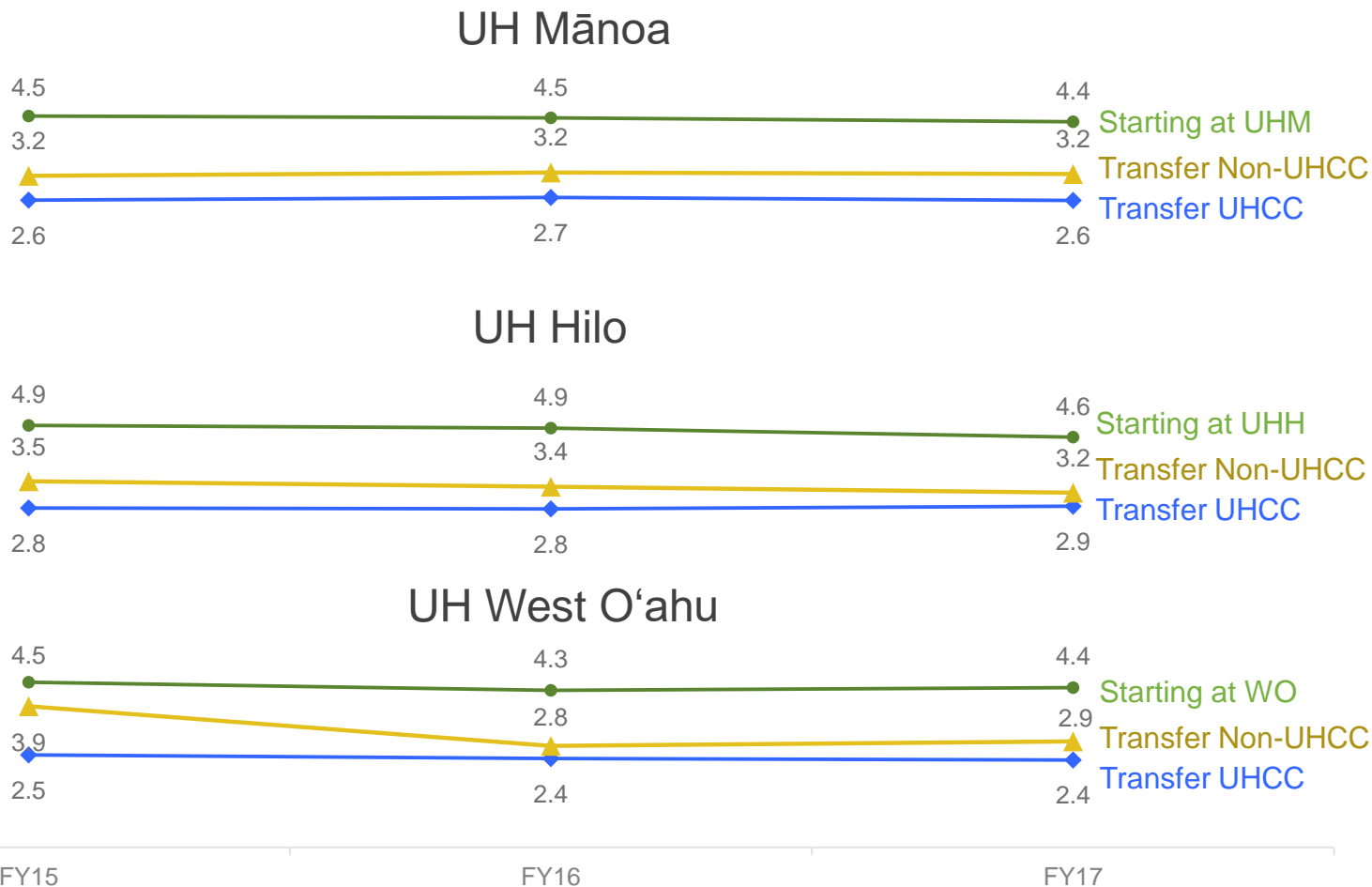
<sup>2</sup> UHCC transfers are students who were home-based at a UHCC anytime prior to transferring. Transfers include unclassified and classified students.

<sup>3</sup> All Completed SH



# On average, UHCC transfers take less than 3 years to graduate after transfer

Students Starting at a UH 4-year<sup>1</sup> and Transfers<sup>2</sup> Average Time to Degree



<sup>1</sup> Students entering as first time freshmen, excludes unclassified students.

<sup>2</sup> For transfers, TTD is starting from the most recent entry to the 4-year campus. Excludes second bachelors, includes classified and unclassified students.





# Advising is Critical to Student Success



# Things to think about during this conference

- How can Purpose First help increase enrollment and success, especially for transfer students?
- What tools and support would help us be more successful?
- What can you do to help?



# Mahalo!

